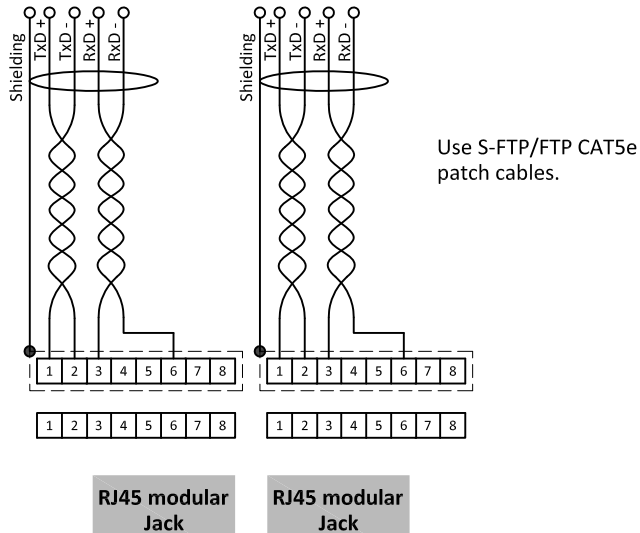


EtherCAT connection



Model key explanation

Front Panel

- 0 Blind
- 1 1 Display with operator function

Rear Panel

W... CEM

Ext. Analog Setpoint and Output


- 0 none
- A 0-5 Vdc
- B 0-10 Vdc
- F 0-20 mAdc sourcing
- G 4-20 mAdc sourcing
- Z specified

Analog sensor

- T PT100 Temperature
- Z specified

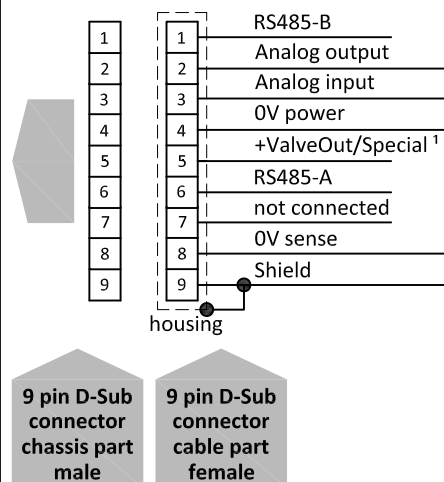
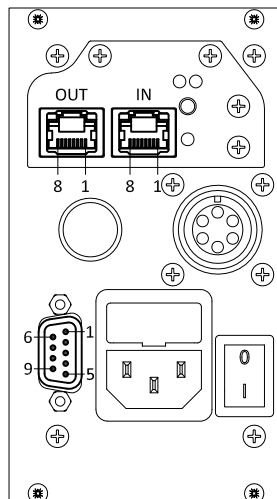
Analog actuator

- U W100/W200
- V W300
- Z specified



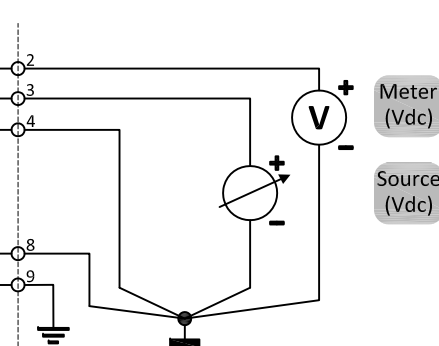
2x RJ45 connector chassis part female

9 pin D-Sub connector chassis part male



Note:
Do not connect an external valve to the instrument.

Note:
1) +Valve out is 0...10Vdc 1mA.



Note:
When using a field bus or RS232, it is not possible to operate the instrument by using the setpoint signal of the analog D-sub connector without changing the value of parameter "control mode". See doc.nr. 9.17.023 for more details.

